



# Unlock Operating Revenue through Data Driven Meter Management

## Revenue Locator, a Sensus Analytics software application

Apparent water losses are one of the most pressing problems water utilities face, and one of the hardest to detect and quantify. On average, apparent water loss accounts for up to two percent of a utility's operating revenue. The Revenue Locator solution uncovers top-line revenue by reducing apparent losses through the power of advanced data science.

### An evolution of intelligent meter management

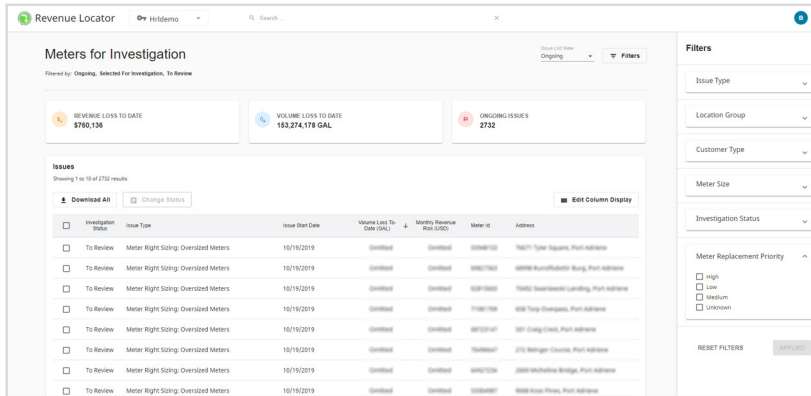
Here's how it works: Meter and billing data are analyzed at frequent intervals and run through advanced models to locate sources of lost revenue from:

- Under registration due to mechanical wear
- Meter Read Errors: Negative, Implausible, or Anomalous Consecutive Zeros
- Incorrect Meter Sizing: Oversized or Undersized Meters

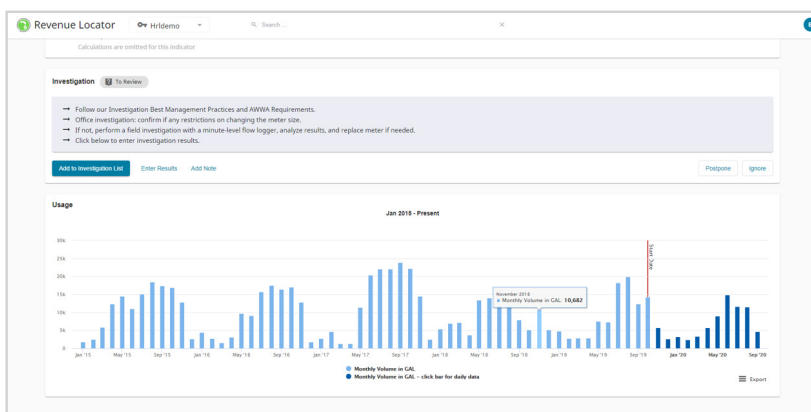
Recommendations are then made towards a prioritized, economically justified meter maintenance and apparent water loss reduction program. This novel, ongoing approach evaluates data from the individual meter rather than the typical one-time annual review which bases meter replacement solely on factors such as random testing or age.

### Money back in the utility's pocket

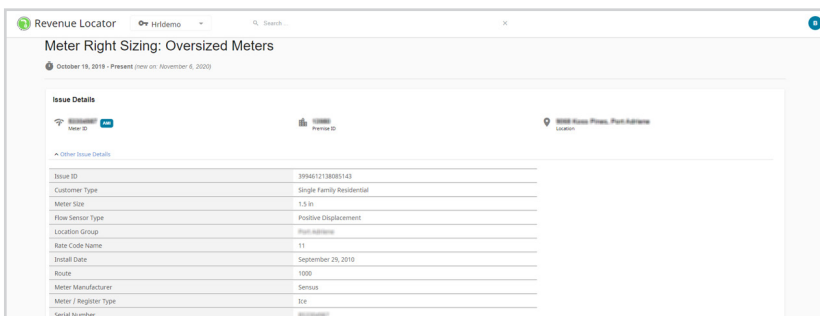
Revenue Locator analyzes historical and current meter data enabling utilities to make factual, data-driven decisions on meter system performance. The application analyzes the performance of each meter within a population, comparing it against historical performance and industry performance standards. The online dashboard displays current water volume and revenue loss (lost opportunity cost) due to meter issues and the monthly volume and revenue risk if no action is taken. This proactive, ongoing prioritization approach uncovers where the most revenue can be regained by pinpointing meters to replace and avoids unnecessary repairs and replacements.



Main dashboard displays real time KPIs and prioritizes the accounts with actionable issues



Display of usage over time and a list of investigation actions



Click on an issue to view account details

## Features

- Cloud-based software solution
- Flexible purchase options: Easy add-on to Sensus Analytics, or can be purchased as a stand-alone application
- User-friendly interface
- Easy incorporation into daily operations monitoring and management
- Powered by advanced data science models with built-in learning/relearning

## Benefits

- Benefit from ongoing apparent water loss analytics
- Understand lost revenue sources
- Maximize revenue recovery per meter
- Create a data-driven meter repair and testing and replacement program
- Optimize annual meter maintenance budget
- Reduce or delay capital expenditures
- Reduce time and money associated with work orders
- Set and achieve meter performance goals
- Feel confident in your meter investment with revenue assurance



637 Davis Drive  
Morrisville, NC 27560  
+1-919-845-4000  
sensus.com

Learn more at [sensus.com/analytics](https://sensus.com/analytics)

©2021 Sensus. All products purchased and services performed are subject to Sensus' terms of sale, available at either [sensus.com/TC](https://sensus.com/TC) or 1-800-638-3748. Sensus reserves the right to modify these terms and conditions in its own discretion without notice to the customer. The Sensus logo is a registered trademark of Sensus.

This document is for informational purposes only, and SENSUS MAKES NO EXPRESS WARRANTIES IN THIS DOCUMENT. FURTHERMORE, THERE ARE NO IMPLIED WARRANTIES, INCLUDING WITHOUT LIMITATION, WARRANTIES AS TO FITNESS FOR A PARTICULAR PURPOSE AND MERCHANTABILITY. ANY USE OF THE PRODUCTS THAT IS NOT SPECIFICALLY PERMITTED HEREIN IS PROHIBITED.