



# Under Pressure

## **Sensus Analytics Pressure Profile Application - Empower your utility with game-changing system visibility.**

The Sensus Analytics Pressure Profile software application takes service to the next level. Full visibility of your water system with near real-time pressure data empowers utilities to improve customer service, reduce wear and tear on aging infrastructure and enable more efficient operations. Integrated with the FlexNet® communication network, your system transforms into a smart utility network through seamless data collection from your smart water meters. With remote pressure monitoring capabilities, Pressure Profile helps you identify and alert utility crews to deviations in pressure throughout the community to prevent leakage and bursts. More in-depth data and transparency means reduced truck rolls and more efficient use of your utility staff.

Several deployment options are available to capture your essential pressure data and device status.

- At the service connection, you can deploy ally® residential smart water meters with integrated pressure monitoring capabilities to map the pressure at the user level.
- For OMNI commercial and industrial water meters, Sensus® Smart Gateway Sensor Interface works with attached pressure sensors and can be used to access pressure at your most critical users.
- For monitoring asset performance in your distribution system, the Sensus Smart Gateway Sensor Interface combined with pressure sensors can be deployed on service and main lines, at pressure reducing valves (PRV), pump stations, and storage tanks.

Sensors can be deployed anywhere in your system and provide the right data at the right time allowing you to make decisions with the utmost confidence - all this at a fraction of the cost of a traditional SCADA system.

- Reduce water loss
- Prevent property damage
- Improve operating conditions
- Limit consequential costs due to water main breaks

Pressure Profile expands your system visibility and alerts you to issues at any point in your distribution system before they become a problem.



Pressure Profile represents a fundamental advancement in augmenting and expanding your SCADA system to monitor the operational efficiency and integrity of your water supply and distribution network.

### Unparalleled system visibility

Pressure monitoring as part of a suite of applications from Sensus Analytics provides an affordable solution, revealing relevant, actionable insights to help improve everything from operations to customer service.



### Extend your SCADA's view with remote pressure monitoring

- See the full view of your system by monitoring remote areas or blind spots SCADA can't reach.
- No need to rely on a wired power supply. Smart Gateways provide up to 10 years of battery life.
- More than reads: Incorporate alarm thresholds and other asset information.



### Benefits

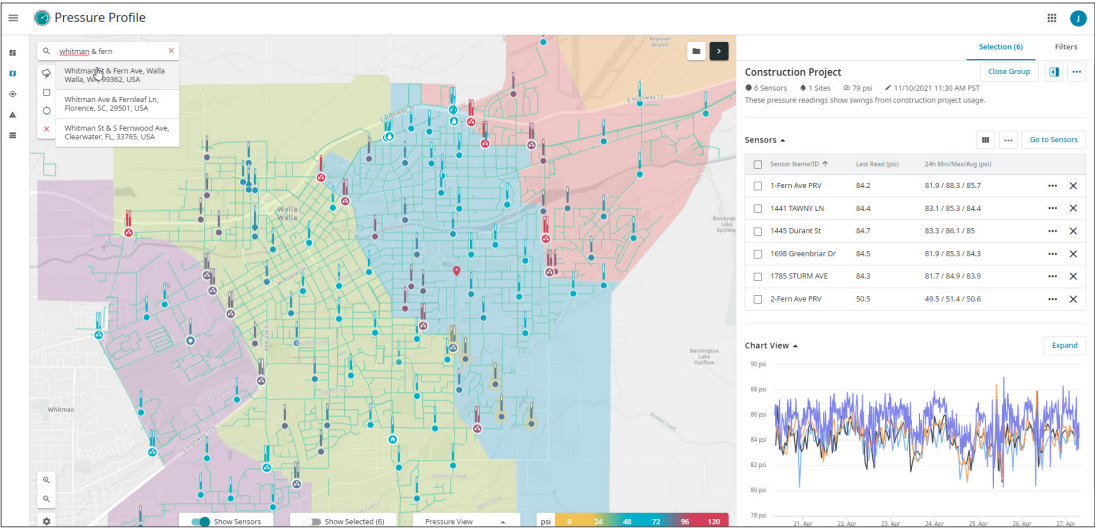
- System visibility
- Sustainability
- Cost reduction
- Customer service
- Asset optimization
- Risk mitigation

### Features

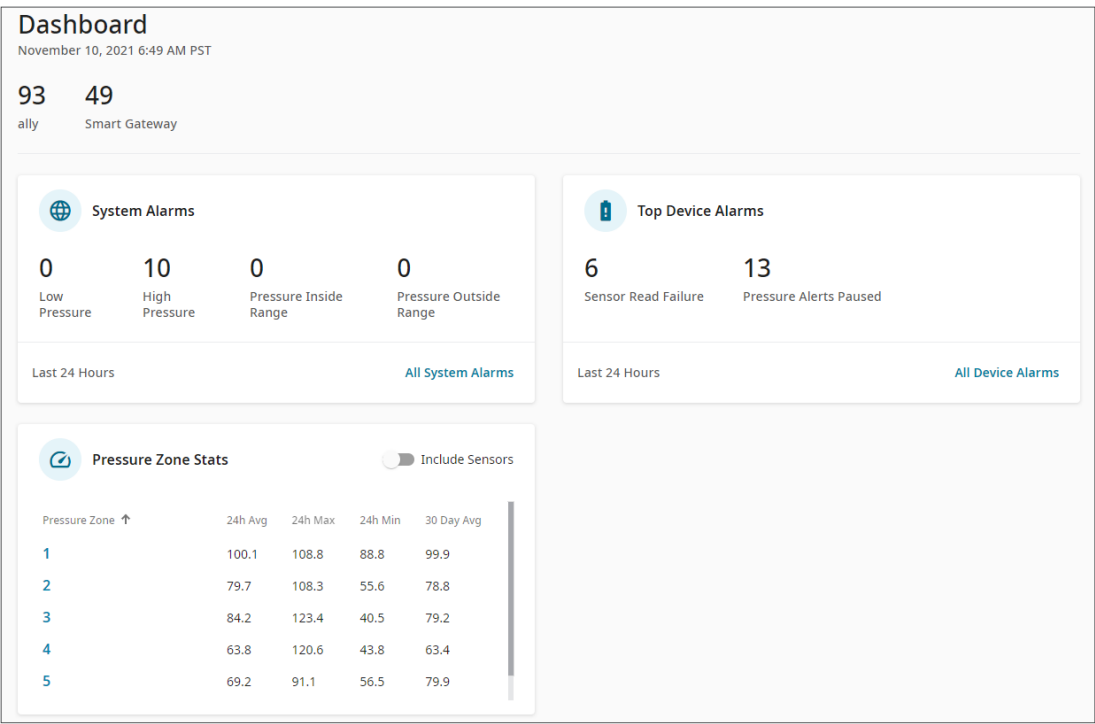
- ESRI-based map view with utility GIS layer integration
- Explore pressure, total head, and alarms
- Custom grouping for zone management, districts, focus areas and service management
- Historical pressure graphs with up to three years of data storage
- User-configurable alarms
- Dashboard to highlight significant events, alarms and zonal statistics
- Map-based address search to quickly locate areas of interest



Explore pressure data on an ESRI-based map with grouping, table and charting capabilities.



Quickly get a pulse on your water system with alarm summaries and zone statistics.



True insights on system performance and health

Pressure Profile is just one of a suite of applications within Sensus Analytics offering a user-friendly way to take your utility to greater return on intelligence. The cloud-based, integration-ready software combines real-time and historical data to understand trends and identify abnormal operating conditions within your water system. Pressure Profile provides out-of-the-box analytics with customizable dashboards designed to instantly extract value from your data without the learning curve or setup time.



Adding Pressure Profile to your toolkit enables quicker and more informed decisions for enhanced customer service and accurate utility operations.

- Improve customer service by monitoring pressure both historically and on demand.
- Ensure reliable service for customers.
- Safeguard water for fire mitigation.
- Capture pressure data to reduce background leakage and pumping costs.
- Avoid boil water advisories with low-pressure alerts.
- Extend the life of your assets throughout your water network.
- Validate field activities by monitoring pressure before, during, and after repairs and projects.

## Pressure Profile in action

With remote pressure monitoring through ally water meters or Smart Gateways across the FlexNet communication network coverage area, Sensus can give you game-changing system visibility. In New Mexico, the Albuquerque/Bernalillo County Water Authority is responsible for delivering water of the highest quality to a service population of 650,000.

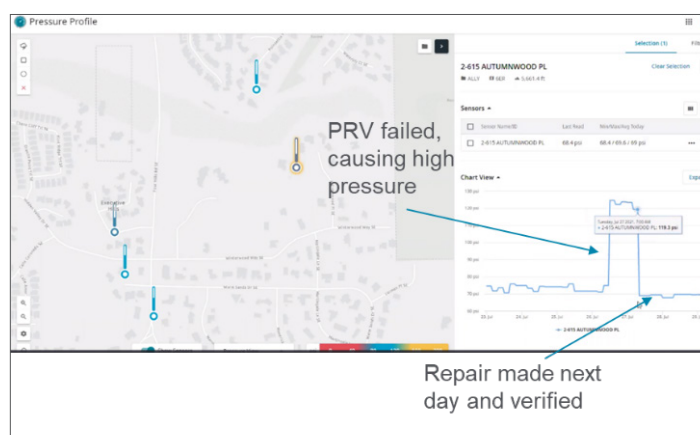
Albuquerque uses the Sensus AMI system to collect hourly reading data from their services. They also needed a way to get dispersed pressure and asset data to help manage their 25 pressure zones that are regulated with 250 pressure reducing valves. Since the FlexNet network was already installed, they added ally meters with integrated pressure sensors and Smart Gateways strategically throughout their service areas to collect pressure data.

By analyzing the system data, Pressure Profile enabled this utility to approach their operations proactively.

"Pressure Profile enables real-time data and visibility that empowers our utility to operate assets efficiently meanwhile lowering response times for corrective maintenance to better serve the community." – Chief Engineer, Joel Berman

In one instance, the utility saw pressures of 125 PSI in a zone that normally operates at 70 PSI. They immediately notified the operations team which made repairs quickly on the pilot assembly of a PRV that failed. After the repair, the utility engineer was able to validate the pressures returned to normal historical levels.

For more customer case studies, visit [sensus.com/resources/webinars/topic/smart-water/](https://sensus.com/resources/webinars/topic/smart-water/)



*Enjoy peace of mind with the remote pressure monitoring solution from Sensus. Leverage the enhanced system visibility to safe guard water quality, reduce truck rolls, save time and money, mitigate risk, and most importantly, ensure service to end users.*



637 Davis Drive  
Morrisville, NC 27560  
1-800-638-3748  
[sensus.com](https://sensus.com)

©2022 Sensus. All products purchased and services performed are subject to Sensus' terms of sale, available at either [sensus.com/TC](https://sensus.com/TC) or 1-800-638-3748. Sensus reserves the right to modify these terms and conditions in its own discretion without notice to the customer. The Sensus logo is a registered trademark of Sensus.

This document is for informational purposes only, and SENSUS MAKES NO EXPRESS WARRANTIES IN THIS DOCUMENT. FURTHERMORE, THERE ARE NO IMPLIED WARRANTIES, INCLUDING WITHOUT LIMITATION, WARRANTIES AS TO FITNESS FOR A PARTICULAR PURPOSE AND MERCHANTABILITY. ANY USE OF THE PRODUCTS THAT IS NOT SPECIFICALLY PERMITTED HEREIN IS PROHIBITED.