

Have you considered the advantages of Equimeter's Auto-Adjust System?



Together with the AAT Algorithm, a Modem, and an Automatic Oiler, the Auto-Adjust Turbo-Meter provides a complete measurement system, offering you benefits no other meter can:

- **Continuous Measurement Certainty** – The system continuously monitors and automatically adjusts meter accuracy to initial calibration despite wear and contamination of meter components or harsh flow profiles.
See dollar-saving examples below.
- **Advanced Warning of Deteriorating Conditions** – The system prevents severe meter damage by alerting the user of changing meter performance characteristics or harsh flow profiles.
- **On-Site Maintenance and Testing Visits Not Required** – Unless deteriorating conditions are detected, regular maintenance is not required on the AAT. Spin testing is also eliminated.
- **In-Line Meter Testing Available** – The AAT Field Prover allows for in-line testing with no service interruptions.
- **Multiple Outputs** – Available for data integration into SCADA, remote equipment, system software, etc. Modbus Protocol also available.
- **Easy Conversion from Mark II** – Auto-Adjust modules are 100% adaptable to Mark II bodies.

The chart below illustrates the accuracy savings achieved at given conditions by using the Auto-Adjust System instead of other meters.

Meter Size	Rotor Degree Angle	Auto-Adjust Meter	PSIG	Max Flow Rate %	Days Operated Per Year	Hours Operated Per Day	Meter Error %	\$ Cost of Gas per SCF	Calculated Savings
4"	45	AAT-18	400	75	365	24	0.2	0.004	\$28,435
4"	30	AAT-27	400	75	365	24	0.2	0.004	\$42,626
6"	45	AAT-35	400	75	365	24	0.2	0.004	\$55,293
6"	30	AAT-57	400	75	365	24	0.2	0.004	\$90,035
8"	45	AAT-60	400	75	365	24	0.2	0.004	\$94,766
8"	30	AAT-90	400	75	365	24	0.2	0.004	\$142,175
12"	45	AAT-140	400	75	365	24	0.2	0.004	\$221,119
12"	30	AAT-230	400	75	365	24	0.2	0.004	\$363,295

Dollar savings do not account for reduced man-hour monitoring and reduced maintenance visits to site!

Calculate your own savings using your unique set of conditions with the AAT Savings Calculator at www.equimeter.com


Contact your Equimeter representative for information regarding trial periods using Auto-Adjust Systems.



805 Liberty Boulevard
DuBois, PA 15801
800-375-8875
(814) 375-8460 FAX
www.equimeter.com

Auto-Adjust Turbo-Meters (AAT)

The Most Advanced Turbine Meter Technology Ever Produced!
Meets all Applicable ISO & OIML Standards



Continuous Measurement Certainty™!

The dual rotor design and patented algorithms of the AAT provide self-checking and self-adjusting features that make the AAT the most technologically advanced and accurate turbine meter in the world. The subtractive and fixed relationship of the main and sensing rotors ensure that the volume output

remains at its initial calibration accuracy despite mechanical changes in the meter, or flow conditioning problems. While other meters will be in error under these conditions, the self-adjusted output of the AAT will be accurate, potentially saving the user millions of dollars throughout a system.

Self-Checking Feature


- Detects changes in the meter
- Detects changes in piping flow conditions
- Indicates deviations from factory calibration

Self-Adjusting Feature

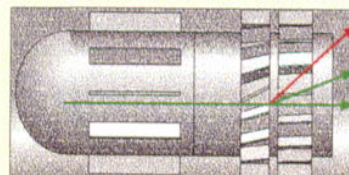
- Adjusts to original calibration for changes in the meter
- Adjusts to original calibration for changes in upstream flow conditions
- Records deviations from factory calibration for long-term analysis

The following illustrations depict conditions that would cause the accuracy of other meters to fall below standard.

CONTAMINANTS



RETARDING TORQUE DUE TO DRAG AND MECHANICAL WEAR




Exit Angle with Stalled Rotor
Exit Angle Increases with Drag
Exit Angle with No Drag

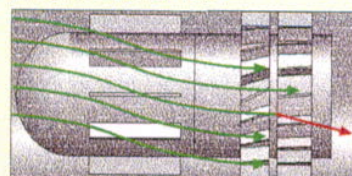
PULSATION



JETTING



POSITIVE (shown) AND NEGATIVE SWIRL



Abnormal Exit Angle due to Swirl